



HUB ADVISORY



December 6, 2006

We would like to take the opportunity to extend a huge THANK YOU to all drivers, office and shop employees for making our busy season a success. With everyone's effort, our 2006 Holiday delivery success has been phenomenal! Without each and every person's individual hard work and effort, the "team" would not function as a whole. Thank you to one and all!


Come and join in the Christmas celebration. NTB will be providing lunches at all Terminals during the day time (noon) as well as a specific time during the night shift. In addition, a Christmas Warm-up will take place in Galesburg and Newport. Joel will be serving Chili and the works during the day time hours. If you have the opportunity to stop in at one (or all locations), please join in the celebration.

Holiday Lunches:

Lunch Grand Rapids Terminal—Thursday, December 21st—Noon

Lunch Lansing Terminal—Tuesday, December 19th—Noon

Lunch Tipp City Terminal— Thursday, December 21st—Noon



Christmas Warm-up: Galesburg, Tuesday, December 19th 8am—3pm: NTB Target Office.

Christmas Warm-up: Newport, Thursday, December 21st 9am—3pm: Newport Marathon—lower level.

BE PREPARED

Winter brings additional problems for drivers. You need to be prepared for any problems that you may incur. To help get you through some of the possible problems you should have some basic "Survival Gear". Some of these items are winter specific, others are year round items.

Some suggested items to have on hand:

1. Extra warm clothing including gloves
2. Extra blankets or sleeping bag
3. Non perishable food
4. Water
5. Ice Scraper
6. Small snow shovel
7. Traction material; sand, salt, or other similar material
8. Flashlight
9. Basic tool kit; hammer, screwdrivers, adjustable wrench, locking pliers.

If you become stranded it is best to stay with your truck. Do not try to walk to safety, you could slip and fall, be hit by another vehicle or succumb to the weather.

Pay attention to the weather, slow down, and increase your following distance.

Timeless Truth...

Be strong and courageous. Do not be afraid or terrified because of them, for the LORD your God goes with you; he will never leave you nor forsake you.

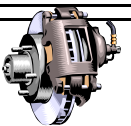
Deuteronomy 31:6



Brakes

Since the weather has recently turned cold again, drivers need to make sure that all wheels are turning before attempting to move a piece of equipment. Take the time to ensure that there are not any locked brakes that could ruin a tire(s). If you have any problems with brakes not releasing properly make sure that you get maintenance involved.

Safety



Anniversary Dates:

Name	Date	Yrs
Ken Kallin	12-7	5
Shaun Stephens	12-7	5
Roger Thelen	12-11	2
Mike Bray	12-18	9

Driver Notes from Billy Dover...

"When at the guard shack at ATCH, you can see ACE Diesel Repair - It's the light brown building. Drive down the exit, turn right and you're there"

White Christmas Fudge



2-1/2 C Confectioners Sugar
 2/3 C Milk
 1/4 C Butter
 12 oz. White Chocolate, coarsely chopped
 1/2 t almond extract (optional)
 3/4 C dried cherries, cranberries or apricots coarsely chopped
 3/4 C toasted almond slices
 Line an 8" square pan with foil and lightly oil.

In a heavy 3 Quart saucepan, whisk together confectioners sugar and milk. Add butter and bring to a boil, stirring constantly. Boil constantly without stirring for 5 minutes.

Reduce heat to low and add chocolate and almond extract. Whisk until chocolate melts and mixture is smooth. Stir in dried fruit and almonds. Pour mixture into pan.

Chill, covered for 2 hours or until firm. Invert pan and peel off foil and cut into 1" squares

IMPORTANT!!

WASH Reefers Before going into AC HUMKO Corporation (ATCH), in Champaign, Illinois

Reefers **MUST be clean** before going into ATCH. This customer is monitoring reefers closely and it is **IMPERATIVE** our reefers **BE CLEAN**. Making sure Reefers are clean **is mandatory, NOT OPTIONAL!**

Truck wash in Champaign, Illinois: Ace Diesel Repair for washouts in the Champaign, IL area. The address is 2309 W. Bloomington RD Champaign, IL. Their phone # is 217-352-8844. Because we don't have an account with them, drivers must call with an invoice number and total amount for payment.

Rings and Things

Drivers who need their safety rings updated, please turn them in to Safety in Tipp, Lansing or Grand Rapids as soon as possible. They will be updated and returned to you. Thank you.



Back to Basics

In analyzing our accidents the one common theme is that (as drivers) we are forgetting the most basic steps or requirements of our job. We are getting *careless*.

One type of accident we are having on a too frequent basis is "high hooking" a trailer or dropping a trailer after coupling. Both of these situations are generally due to driver carelessness and cost NTB and you time and money.

Let's review the steps that you should follow:

1. Back up to the trailer and when the 5th wheel is at the front of the trailer, stop.
2. Get out of the tractor and check the height of the trailer in relation to the 5th wheel and make any adjustment that are necessary.
3. Back under the trailer until the 5th wheel engages the king pin. Do a pull test.
4. Get out and visually verify that the 5th wheel has properly locked around the king pin. Hook up your air and electric lines then crank up your landing gear.
5. Charge the trailer brakes so you can check for air leaks and then walk around and inspect the trailer.
6. When you are ready to leave, start out slowly and gently pull down on the hand valve to ensure that the trailer service brakes are working. It is also another check on your hook up.

Remember it is your responsibility to follow the correct procedures. Think about what you are doing at all times!



SLOW DOWN!

The weather is changing. We have to pay constant attention to adverse weather conditions and adjust our driving accordingly. Focus, proper speed, and following distance are keys to safe driving.

Under good conditions we expect you to be AT LEAST 6-7 seconds behind the vehicle in front of you. This is not always easy; you have to constantly work at maintaining a safe following distance. Rain, sleet, snow, fog INCREASE YOUR FOLLOWING DISTANCE and REDUCE YOUR SPEED!

Curves and ramps are an added danger. Remember that the posted limit on ramps is for cars under ideal conditions. You should be traveling AT LEAST 10 MILES PER HOUR BELOW that speed. At a 45 MPH limit you should be going no faster than 35 MPH and that is, again under ideal, conditions. During bad weather you should be going as slow as necessary to get around safely. YOU CAN NOT GO TOO SLOW ON A POSTED CURVE OR RAMP!

STAY ALERT, MAINTAIN A PROPER FOLLOWING DISTANCE, AND ADJUST YOUR SPEED TO WEATHER CONDITIONS!

REMINDER!

Any log violation that results in a driver being put out of service will mandate a *three day suspension!*

Any reoccurrence could result in termination!

Christmas

We are recruiting drivers to work on Christmas Eve day and Christmas night. We would like to have all volunteers working to allow those with families a longer down time over the Holiday. Please call Joel or Jason if you are able to volunteer.

Volunteers needed for:

- ◆ Christmas Eve day - individuals willing to stay out later on longer runs.
- ◆ Christmas night - individuals to start in the evening running Meijer produce loads delivering at midnight or after.

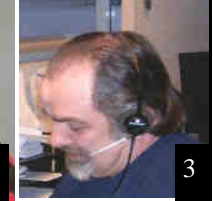


Name that Face

How many of these faces do you recognize?

Tips:

- #1 NAGR Driver
- #2 NATI Driver
- #3 NALT Office



New Approved Fuel Stops

LOVES TRAVEL PLAZA

- Houston, TX, #315 I-610 & N. Loop Frwy
- Dallas, TX, #294 I-20
- Laredo, (Encinal) TX, #298 I-35 & HWY 44
- El Paso, TX, #214 I-10
- Amarillo, TX, #200 I-74
- Dallas, (Rockwall) TX, #283 I-30 & FM 549
- Edinburg TX, #284 HWY 281 & FM2812
- Kingsville TX, #327 HWY 77 & Corral RD.
- Prescott AR, #277 I-30 & HWY 19
- N Little Rock, AR, #236 I-40 E
- Albuquerque, MN, #210 I-40
- Marshall, MI, #336 Partello RD & I-94
- Roscoe, IL, #322 I-90 & CR9

PILOT FUEL STOP

- Boonville MO. #044 I-70 exit 101

The newly published Approved Fuel Stop list was sent out last week with your payroll checks. There are also copies at NTB Terminals. If you have questions or comments about the list, please forward them to Cheryl.

Corner Store

Don't forget to pre-order your NTB Winter Jackets now with the *new logo.* Call Paulette in Lansing to order.



PRE / POST TRIP INSPECTIONS

Every tour of duty **must** start with a good pre-trip inspection. This is to be done whether you are using an assigned tractor, an unassigned tractor or another driver's tractor. These inspections are required by regulation as well as by company policy.

A good inspection serves several purposes. It insures that the vehicle is in compliance with regulations, it is safe to operate, and has no defects that could lead to a breakdown. If you find a mechanical problem, or if you find vehicle damage, call it in immediately. Get problems fixed or noted and call in any damages found before you leave any location. This will protect you from being charged for damage you didn't do. Complete a quick walk around every time you get out of the truck. Re-inspect your equipment at the end of your tour so that any problems that may have developed can be fixed before the tractor or trailer goes out again. Inspect any trailer when you drop it for problems that may have developed in transit and report them so that the maintenance department may take care of them.

Unfortunately, too many drivers are not doing this! How do we know? The shops are constantly finding tractors that are **low on oil, inoperable or missing lights, broken springs, and fresh unreported damage**. Remember, unreported damage can come back on you if the next driver writes up damage and you failed to do so. We are also being written up during road side inspections for things that should have been found during a driver pre-trip inspection.

Protect yourself, protect NTB; do a thorough pre-trip and a thorough post-trip inspection every day. It can save you and NTB both time and money.

Thank you for your continuing efforts!

Open Enrollment Period for Dental, Vision & Life Insurance

The month of **December** is open enrollment for the Dental, Vision and Life Insurance.

If you have any questions regarding this open enrollment period please contact Human Resources. Thank you.

401K Open Enrollment, January 1, 2007

The deadline for enrolling in the plan or making deferral changes is December 31, 2006. Human Resources must receive your enrollment form by this date to ensure you are setup for the first payroll in January, 2007.

If you are interested in enrolling and wish to receive 401(k) information listing your investment options, please call Human Resources at 800-832-6682.

Drivers---when putting the load number on Meijer BOL's, please put the number on the top of the page instead of the bottom or middle. By putting at the top, it will greatly speed up processing. Thanks, Debbi

Answers to Name That Face

1. Ken Brase, NAGR Driver
2. Stanley Ice, NATI Driver
3. Phil Eldred, NALT Dispatch

A Briefing from your Flight Commander

As many of you know, I hold a commercial Pilot's License. Over the past 2 years, I have logged many hours in the left seat of a Columbia Freightliner; Although this is a slower mode of Transportation than flying, you must be equally sharp and as knowledgeable as piloting a plane.



Last week, as I was rolling through the mountains on Interstate 68 at 1:00 am, a semi "flew" by me (pardon the pun). Within 30 minutes as I headed down a 13 mile grade and came around a sharp curve, there was the semi that recklessly "flew" by me earlier, tipped on it's side with cargo all over the road. It doesn't take much to get out of control and find yourself in a bad situation—fast. Be ready, be safe and stay ahead of the truck at all times. It could save your life some day.

As an NTB Dispatcher, I always had a saying "Put it in the wind". When you are flying an airplane for take off and landings, the safest runway is the one most into the wind. Always take the safest option you have out on the road - you won't be sorry. Have a safe and good flight.... Rick Koster